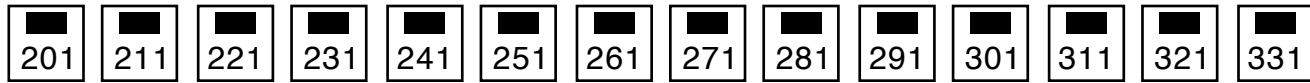
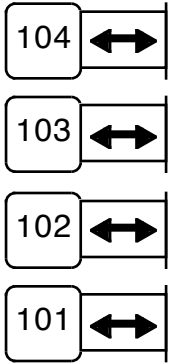


ETC S4 Lustr2 10ch Direct

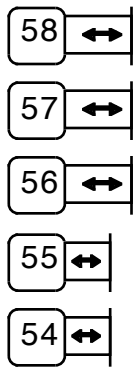


Voorgeprogrammeerde kleuren via 201 > 204

Zijbrug Links
Niethammer EniLed 2000 10 / 22°

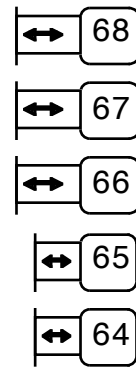


Manteau Links Boven
Robert Juliat Zep2 16 / 35°



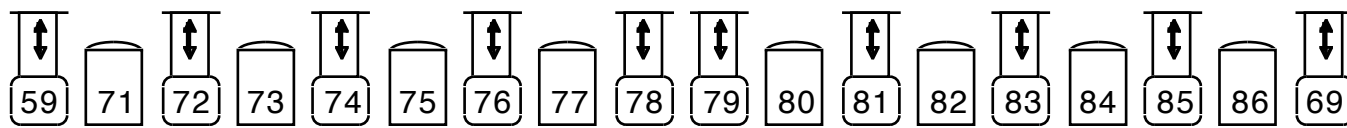
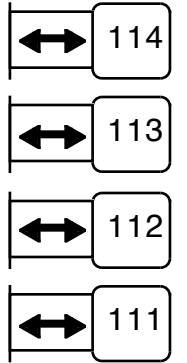
Robert Juliat
Zep2 28 / 54°

Manteau Rechts Boven
Robert Juliat Zep2 16 / 35°




Robert Juliat
Zep2 28 / 54°

Zijbrug Rechts
Niethammer EniLed 2000 10 / 22°

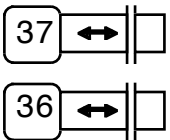


Portaal Onderbrug
Robert Juliat Zep2 16 / 35°
ADB PC 1kW

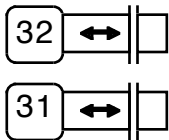


Portaal Bovenbrug
Robert Juliat Zep2 16 / 35°
ADB PC 1kW

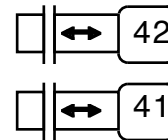
2e Loge
Robert Juliat
Zep2 16 / 35°



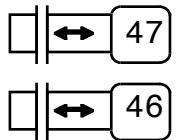
1e Loge
Robert Juliat
Zep2 16 / 35°



1e Loge
Robert Juliat
Zep2 16 / 35°



2e Loge
Robert Juliat
Zep2 16 / 35°



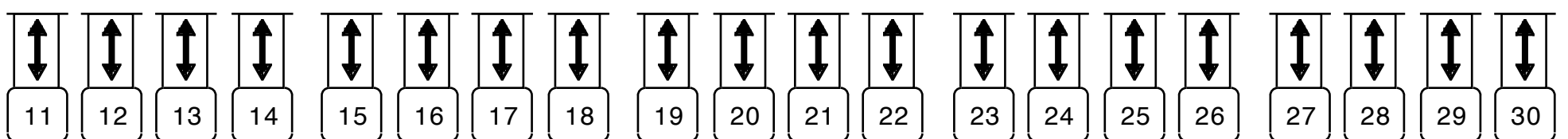
Vloer Aansluitingen:
Links Achter 161 > 170
(166 > 170 5kW)
Links Voor 141 > 150
(149 / 150 5kW)

Multi Links 121 > 128
Multi Rechts 131 > 138
MDG ATMe 501
Ventilator 504
Doekwarmers 39 / 40 / 49 / 50
Zaallicht 181 > 188

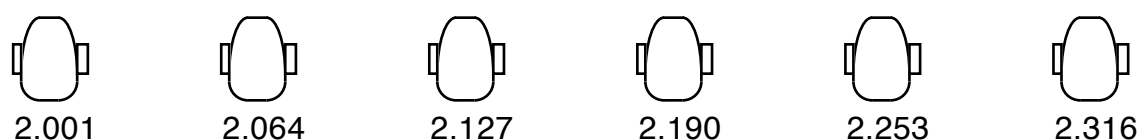
Orientatielicht Links 129
Orientatielicht Rechts 130
2 x 125A CEE 5P Midden Links
1 x 125A CEE 5P Midden Rechts
1 x 63A CEE 5P Midden Rechts
Cat6 / DMX 5P Infrastructuur

Versie 25 / 09 / 2024

Vloer Aansluitingen:
Rechts Achter 171 > 180
(176 > 180 5kW)
Rechts Voor 151 > 160
(159 / 160 5kW)



Zaalbrug 2de Balkon EniLed 2000 10 / 22°



Zaalbrug 3de Balkon JB Lighting P12 Profile HCRI mode 2